


Handle & Stitch Colour




40% of Actual Size
Sublimation
Front & Back



White artwork will not print white.
White will be the natural colour of the product.



40% of Actual Size

Sublimation
Front & Back



Blue dotted line = The SIGNIFICANT PRINT AREA
(Keep all critical images & text within this box)
Black line = Maximum print area
Pink dotted line = Bleed off to here
Red dotted line = Crease

40% of Actual Size
Sublimation Bottom



Blue dotted line = The SIGNIFICANT PRINT AREA
(Keep all critical images & text within this box)
Black line = Maximum print area
Pink dotted line = Bleed off to here
Red dotted line = Crease